

IVCM Vanguard Australian Shares Fund

Fund Update

Quarter Ended 30 June 2018

This fund update was first made publicly available on 27 July 2018



What is the purpose of this update?

This document tells you how the IVCM Vanguard Australian Shares Fund (**Fund**) has performed and what fees were charged. The document will help you to compare the Fund with other funds. Lifetime Asset Management Limited (**Lifetime**) prepared this update in accordance with the Financial Markets Conduct Act 2013. This information is not audited and may be updated.

Description of this Fund

The Fund is 100% invested in the Vanguard Australian Shares Index ETF (**Underlying Fund**). The investment objective is to seek potential long-term capital growth by tracking the performance of the S&P/ASX 300 Index, a widely recognised Australian benchmark of the top 300 companies listed on the Australian Securities Exchange (with the highest market capitalisation). The Performance objective is to track the S&P/ASX 300 Index before fees and taxes.

Total value of the Fund	AUD \$109,909
Number of investors	2
The date the Fund started	1 December 2016

What are the risks of investing?

Risk indicator for the IVCM Vanguard Australian Shares Fund



The risk indicator is rated from 1 (low) to 7 (high). The rating reflects how much the value of the fund's assets goes up and down. A higher risk generally means higher potential returns over time, but more ups and downs along the way.

To help you clarify your own attitude to risk, you can seek financial advice or work out your risk profile at sorted.org.nz/tools/investor-kickstarter

Note that even the lowest category does not mean a risk-free investment, and there are other risks that are not captured by this rating.

This risk indicator is not a guarantee of a fund’s future performance. The risk indicator is based on market index data for the period 1 July 2013 to 28 February 2017 and actual returns for the period 1 March 2017 to 30 June 2018. As a result of this, the risk indicator may provide a less reliable indicator of the potential future volatility of the Fund. While risk indicators are usually relatively stable, they do shift from time to time. The risk indicator will continue to be updated in future fund updates.

See the Product Disclosure Statement (**PDS**) for more information about the risks associated with investing in this Fund.

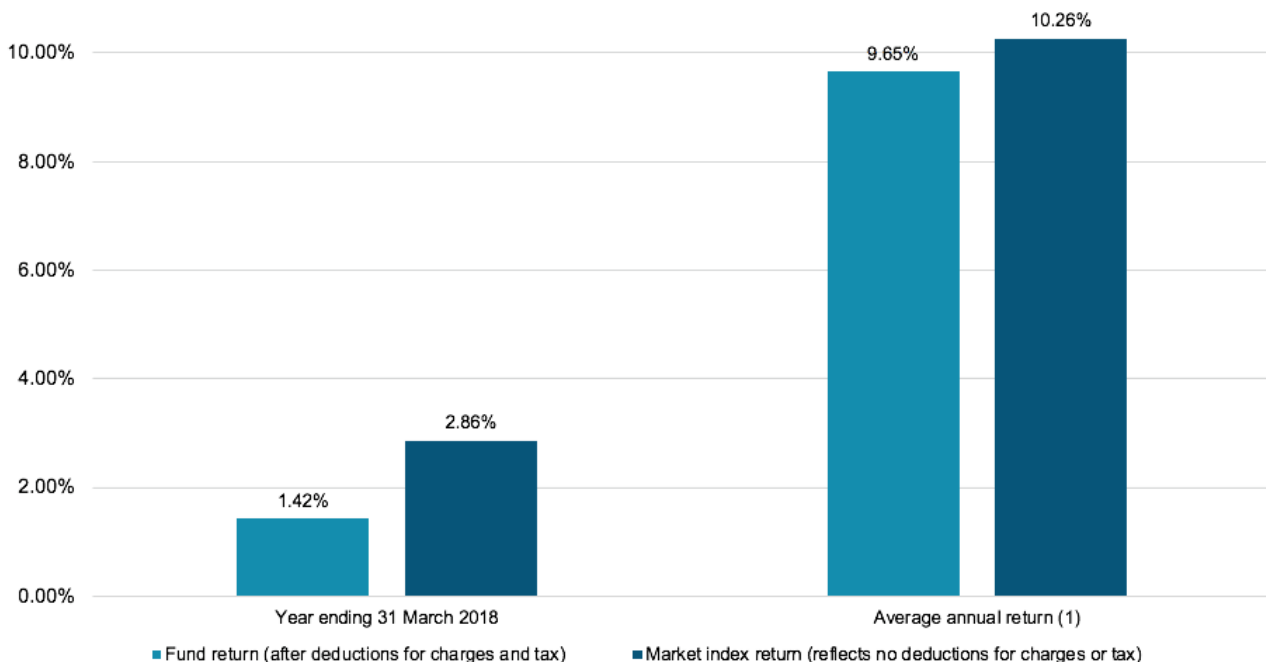
How has the Fund performed?

	Past year
Annual return (after deductions for charges and tax)	12.86%
Annual return (after deductions for charges but before tax)	12.74%
Market index annual return (reflects no deduction for charges and tax)	13.24%

The market index annual return is based on the S&P/ASX 300 Index (in Australian dollars). To the extent that imputation or franking credits are available, they are included in the market index. See the Statement of Investment Policy and Objectives (**SIPO**) for further details of the Fund’s benchmark asset allocation and the asset class indices. The market index has not changed since the Fund’s inception.

Additional information about the market index is available in the ‘Market Index’ document on the Offer Register at companiesoffice.govt.nz/disclose (search for ‘IVCM (NZ) PIE Superannuation Scheme’).

Annual return graph



This shows the return after fund charges and tax for each year ending 31 March since the Fund started. The last bar shows the average annual return since the Fund started, up to 30 June 2018.

Important: This does not tell you how the Fund will perform in the future.

Returns in this update are after tax at the highest prescribed investor rate (**PIR**) of tax for an individual New Zealand resident. Your tax may be lower.

What fees are investors charged?

Investors in the Fund are charged fund charges. Based on the PDS dated 1 August 2017 these are expected to be:

	% of net asset value
Total fund charges	1.04%
Which are made up of:	
Total management and administration charges	1.04%
<i>Including:</i>	
• Manager's basic fee	0.90%
• Other management and administration charges	0.14%
Total performance-based fees	0.00%
Other charges	Dollar amount per investor
	AUD \$0.00

All fees exclude GST (if applicable) and there are no performance fees charged by the Fund.

Investors may also be charged individual action fees for specific actions or decisions (for example, a termination fee). See the PDS for more information about these fees.

Small differences in fees and charges can have a big impact on your investment over the long term.

Example of how this applies to an investor

Ben had AUD \$10,000 in the fund at the start of the year and did not make any further contributions. At the end of the year, Ben received a return after fund charges were deducted of AUD \$1,274.13 (that is 12.74% of his initial AUD \$10,000). Ben also paid AUD \$0.00 in other charges. This gives Ben a total return after tax of AUD \$1,286.01 for the period.

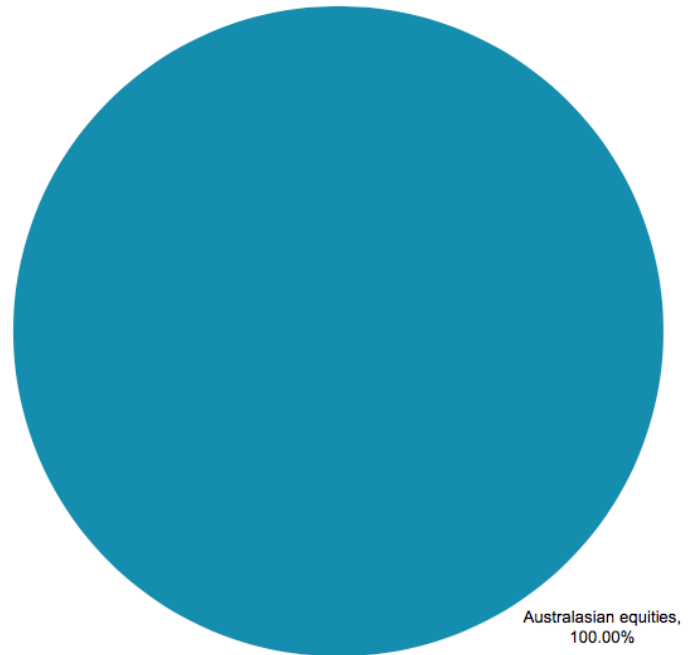
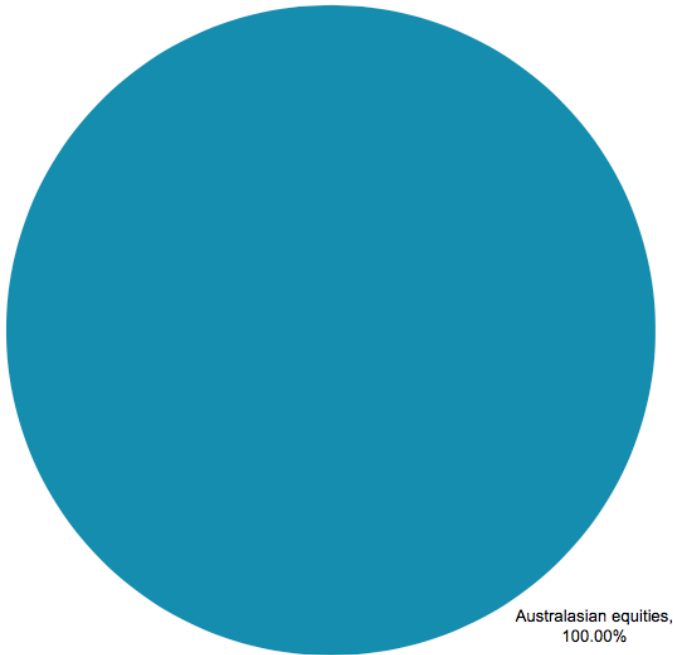
What does the fund invest in?

Actual investment mix

This shows the types of assets that the Fund invests in.

Target investment mix

This shows the mix of assets that the Fund generally intends to invest in.



Top 10 investments

Name	Percentage of net assets of the Fund	Type	Country	Credit rating (if applicable)
Vanguard Australian Shares Index ETF	100.00%	Australasian equities	Australia	-

The top 10 investments make up 100.00% of the Fund.

Currency hedging

The base currency of the Fund and Underlying Fund is Australian dollars. No currency hedging is performed at the Fund or Underlying Fund level. The Fund is not hedged to New Zealand dollars. Movements in currency exchange rates will affect the return of the Fund.

Additional information about currency hedging is available in the 'SIPO' on the Scheme Register at companiesoffice.govt.nz/disclose (search for 'IVCM (NZ) PIE Superannuation Fund').

Key personnel

This shows the directors and employees who have the most influence on the investment decisions of the Fund.

Name	Current position	Time in current position	Previous or other position	Time in previous or other position
Diana Crossan	Chair, Lifetime Asset Management Limited	2 years and 7 months	New Zealand Retirement Commissioner	9 years and 11 months
Sir Michael Cullen	Director, Lifetime Asset Management Limited	1 years and 4 months	Deputy Prime Minister of New Zealand	6 years and 3 months
Martin Hawes	Director, Lifetime Asset Management Limited	2 years and 7 months	Authorised Financial Adviser (<i>current position</i>)	15 years and 4 months
			Chair, Summer Investment Committee (<i>current position</i>)	1 year and 9 months
Ralph Stewart	Managing Director, Lifetime Asset Management Limited	4 years and 1 month	Chief Executive, Accident Compensation Corporation	1 year and 4 months
John Strahl	Director, Lifetime Asset Management Limited	2 years and 4 months	Partner, DLA Piper (New Zealand)	40 years and 3 months

Further Information

You can also obtain this information, the PDS for the IVCM (NZ) PIE Superannuation Fund, and some additional information from the offer register at companiesoffice.govt.nz/disclose (search for 'IVCM (NZ) PIE Superannuation Scheme').

Notes

1. The Fund started in December 2016 but did not receive its first investment until February 2017. Therefore, the 'Fund Return' covers the 16-month to 30 June 2018 and the 'Market Index Return' over the 19-month period to 30 June 2018.

