

## IVCM BM IMSF Growth Fund

## Fund Update

Quarter Ended 31 March 2023

This fund update was first made publicly available on 3<sup>rd</sup> May 2023

## What is the purpose of this update?

This document tells you how the IVCM BM IMSF Growth Fund (**Fund**) has performed and what fees were charged. The document will help you to compare the Fund with other funds. Ranfurly Strategic Limited (**Ranfurly**) prepared this update in accordance with the Financial Markets Conduct Act 2013. This information is not audited and may be updated.

## Description of this Fund

United States dollars denominated fund employing an active management strategy invested 80% in growth assets (international equities) and 20% in income and other assets (international fixed interest and cash and cash equivalents and derivatives). The Fund's investment objective seeks to provide long-term capital growth for US dollar based investors.

Total value of the Fund	USD \$171,219
Number of investors	1
The date the Fund started	30 July 2021

## What are the risks of investing?

### Risk indicator for the IVCM BM IMSF Growth Fund<sup>1</sup>



The risk indicator is rated from 1 (low) to 7 (high). The rating reflects how much the value of the fund's assets goes up and down. A higher risk generally means higher potential returns over time, but more ups and downs along the way.



To help you clarify your own attitude to risk, you can seek financial advice or work out your risk profile at [sorted.org.nz/tools/investor-kickstarter](https://sorted.org.nz/tools/investor-kickstarter)

Note that even the lowest category does not mean a risk-free investment, and there are other risks that are not captured by this rating.

This risk indicator is not a guarantee of a fund's future performance. As the Fund has not been in existence for five years, the risk indicator is based on market index data for the period 1 April 2018 to 31 January 2022 and actual returns for the period 1 February 2022 to 31 March 2023. As a result of this, the risk indicator may provide a less reliable indicator of the potential future volatility of the Fund. While risk indicators are usually relatively stable, they do shift from time to time. The risk indicator will continue to be updated in future fund updates.



See the Product Disclosure Statement (**PDS**) for more information about the risks associated with investing in this Fund.

## How has the Fund performed?<sup>2</sup>

	Past year
<b>Annual return</b> (after deductions for charges and tax)	-15.92%
<b>Annual return</b> (after deductions for charges but before tax)	-14.76%
Market index annual return (reflects no deduction for charges and tax)	-7.75%

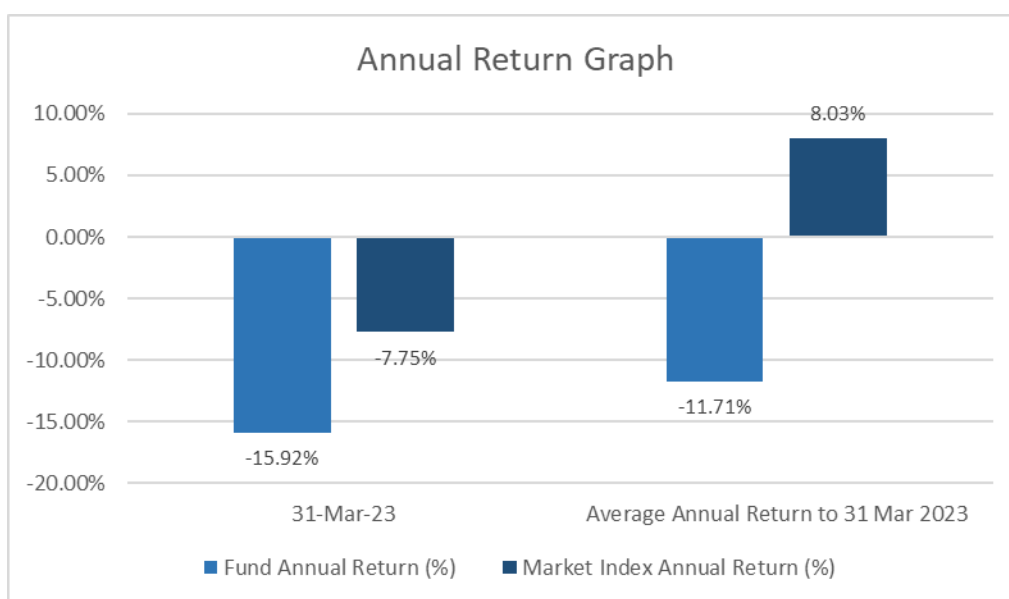
The market index annual return is based on the Asset Risk Consultants USD Equity Risk PCI. To the extent that imputation credits are available, they are included in the market index.



See the Statement of Investment Policy and Objectives (**SIPO**) for details of the Fund's benchmark asset allocation and the asset class indices.



Additional information about the market index is available in the 'Market Index' document on the Disclose Register [disclose-register.companiesoffice.govt.nz](https://disclose-register.companiesoffice.govt.nz) (search for 'IVCM (NZ) PIE Superannuation Fund').



This shows the return after fund charges and tax for each year ending 31 March since the Fund started. The last bar shows the average annual return since the Fund started, up to 31 March 2023.

**Important:** This does not tell you how the Fund will perform in the future.

Returns in this update are after tax at the highest prescribed investor rate (**PIR**) of tax for an individual New Zealand resident. Your tax may be lower.

## What fees are investors charged?

Investors in the IVCM BM IMSF Growth Fund are charged fund charges. Our estimate of fund charges is:

	% of net asset value
<b>Total fund charges<sup>3</sup></b>	<b>2.81%</b>
Which are made up of:	
<b>Total management and administration charges<sup>4</sup></b>	<b>2.81%</b>
<i>Including:</i>	
• Manager's basic fee	0.69%
• Other management and administration charges <sup>3</sup>	2.12%
<b>Total performance-based fees*</b>	<b>0.00%</b>

\* There are no performance fees charged by the Fund.

All fees include GST (if applicable).



Investors may also be charged individual action fees for specific actions or decisions (for example, an establishment fee). See the PDS for more information about these fees.

## Example of how this applies to an investor

Small differences in fees and charges can have a big impact on your investment over the long term.

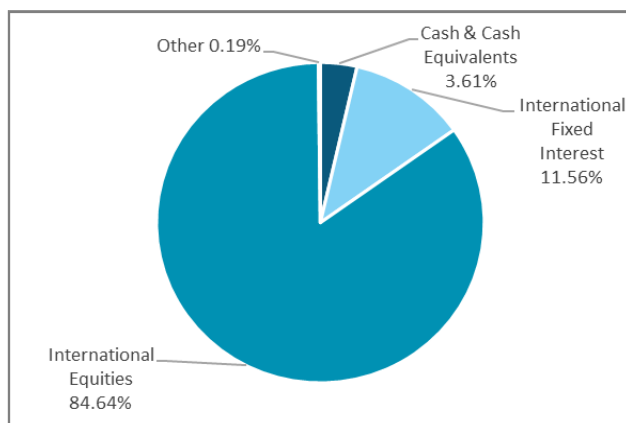
### Example of how this applies to an investor

Ben had USD \$10,000 in the fund at the start of the year and did not make any further contributions. At the end of the year, Ben incurred a loss after estimated fund charges were deducted of USD \$1,476 (that is -14.76% of his initial USD \$10,000). Ben also paid USD \$0.00 in other charges. This gives Ben a total loss before tax of USD \$1,592 for the year.

## What does the Fund invest in?

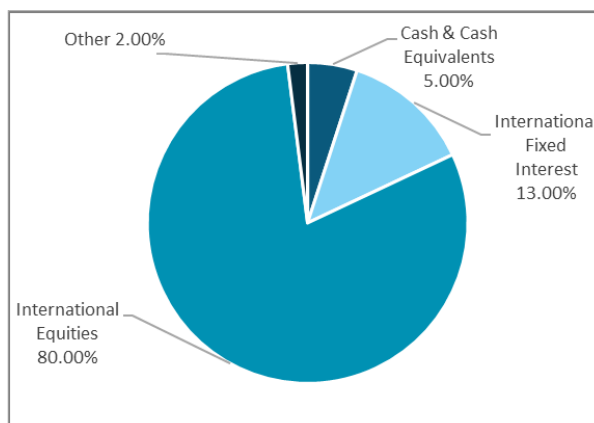
### Actual investment mix

This shows the types of assets that the Fund invests in.



### Target investment mix

This shows the mix of assets that the Fund generally intends to invest in.



## Top 10 Investments

Name	Percentage of net assets of the Fund	Type	Country	Credit rating (if applicable)
Brooks Macdonald International US\$ Growth Strategy Class B	100.00%	Diversified fund	Jersey	-

The top 1 investment makes up 100.00% of the Fund.

## Currency hedging

The base currency of the Fund and Underlying Fund is United States dollars. No currency hedging is performed at the Fund level and the Fund is not hedged to New Zealand dollars. Some of the investment funds that the underlying fund invests in are hedged back to United States dollars by the investment manager of the Underlying Fund. Movements in currency exchange rates will affect the return of the Fund.



Additional information about currency hedging is available in the 'SIPO' on the Scheme Register at [disclose-register.companiesoffice.govt.nz](https://disclose-register.companiesoffice.govt.nz) (search for 'IVCM (NZ) PIE Superannuation Fund').

## Key personnel

This shows the directors and employees who have the most influence on the investment decisions of the Fund.

Name	Current position	Time in current position	Previous or other position	Time in previous or other position
Christopher Wells	Director Ranfurly Strategic Limited	7 years and 8 months	Director Infiniti Solutions Limited	4 years and 5 months
Kenji Steven	Director Ranfurly Strategic Limited	6 years and 11 months	Chairman Infiniti Capital	10 years and 2 months

## Further Information



You can also obtain this information, the PDS for the IVCM (NZ) PIE Superannuation Fund, and some additional information from the offer register at: [disclose-register.companiesoffice.govt.nz](https://disclose-register.companiesoffice.govt.nz) (search for 'IVCM (NZ) PIE Superannuation Fund').

---

## Notes

1. This fund came into existence on 30 July 2021 and received its first investment on 26 January 2022. To calculate the risk indicator, market index return data has been used for the five-year period, market index return data has been used for the period up to 31 January 2022 and actual returns have been used from 1 February 2022 to 31 March 2023. Using market index return data may make the risk indicator a less reliable indicator of how much fund values are likely to go up and down in future.
2. Ranfurly (the Manager) has used weekly unit prices to calculate the fund performance for the Brooks Macdonald International US\$ Growth Strategy Class B
3. Including GST. The Annual Fund Charges are based on an estimate of assets under management, fund performance, fees and expenses forecast to occur in the 12 months following the first unitisation of the fund. More information about the estimated Annual Fund Charges is available on the IVCM (NZ) PIE Superannuation Fund's offer register at [www.companiesoffice.govt.nz/disclose](http://www.companiesoffice.govt.nz/disclose).
4. These fee estimates are based on our best estimate of the forecast asset flows and fund performance. Fee estimates are calculated monthly based on agreed fee rates as a % of forecast assets in the fund or by allocating estimated direct costs to the fund. We have included all known and expected expenses of the fund in the estimate of Annual Fund Charges. Included in the Annual Fund Charges is an estimate of fees charged monthly by the underlying investment managers to their funds. More information about the estimated Annual Fund Charges is available on the IVCM (NZ) PIE Superannuation Fund's offer register at [www.companiesoffice.govt.nz/disclose](http://www.companiesoffice.govt.nz/disclose).



